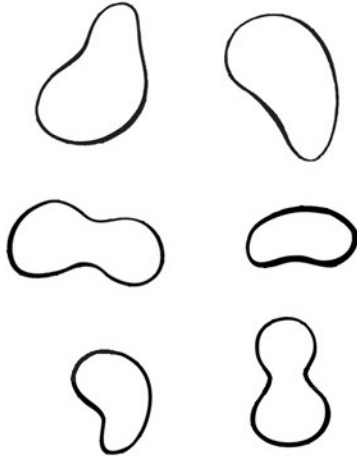


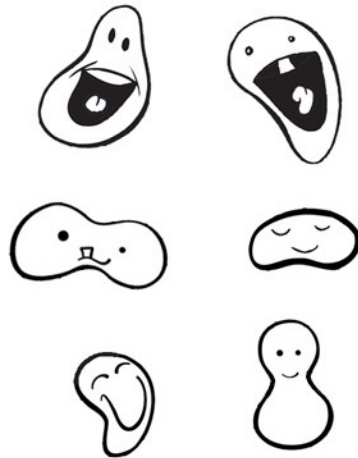
HOW TO DRAW



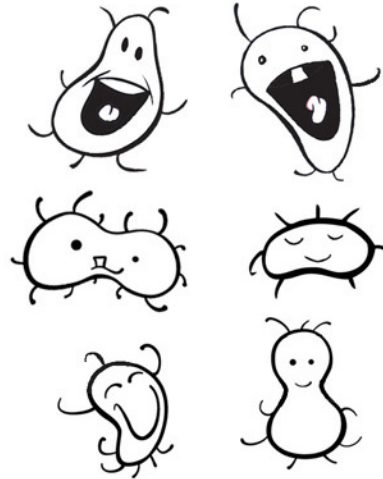
1 • Start by drawing any roundish shape, which will effect your bedbug's expression.




2 • Add eyes and a mouth (and/or teeth and tongues).



3 • Now add legs (or hairs) wherever you like or as many as you want!



4 • If you like, add details like hats, ties, glasses or just about anything.



Draw your own bedbugs in this space. Be creative!